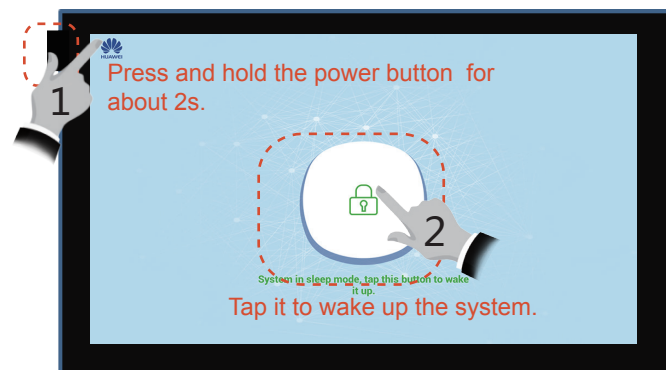


HUAWEI TE30&TE40&TE50&TE60&TX50&RP100&RP200 Quick Operation Guide

1 Power On



Q: What can I do if I don't view the telepresence screen after powering on the tablet?

A: On the home screen, tap to display the telepresence screen.

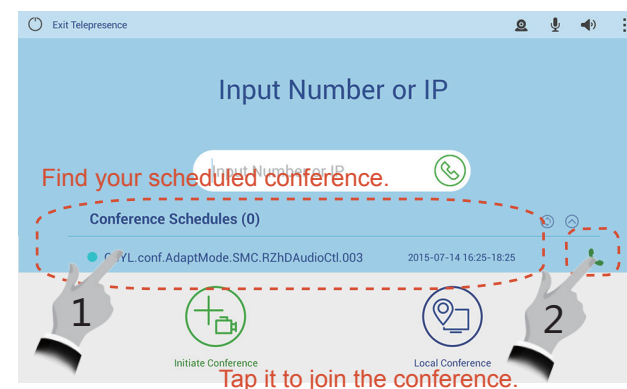
2 Join a Conference Using the Passcode



Q: What is a passcode?

A: If your system supports passcode, obtain your passcode from the conference notification email and use it to join the conference.

3 Join a Scheduled Conference by One Tap

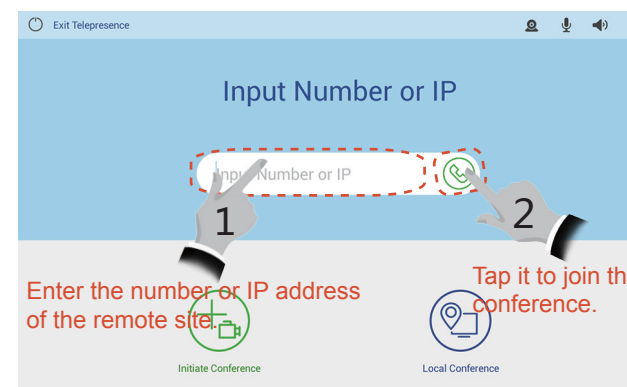


Q: What can I do if I don't see the Conference Schedules list?

A: Your system does not support this function. Contact the administrator for assistance.

4 Quickly Create a P2P Video Conference


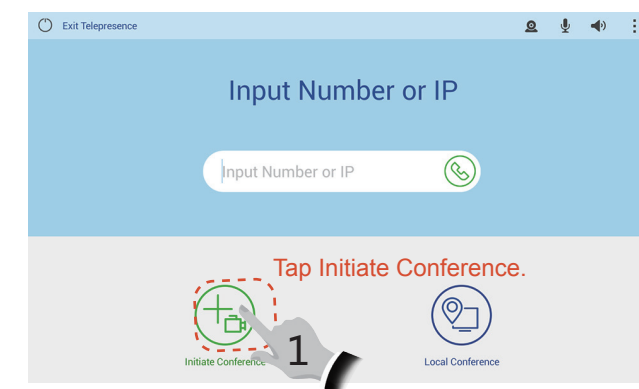
Note: About "Join a Conference Using the Passcode" and "Quickly Create a P2P Video Conference", only one of them is available at a time. Join a conference in the way available on the touch panel.



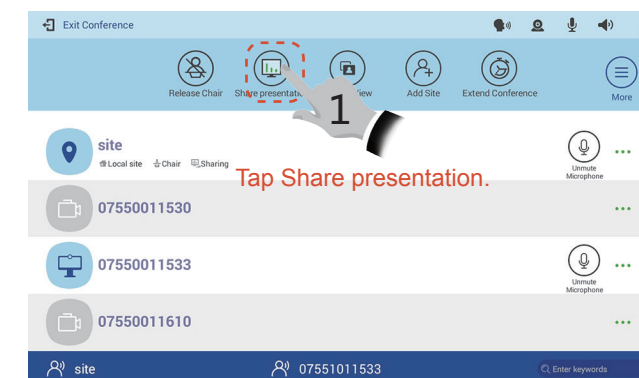
Q: I want to call a site, but I don't know its number or IP address. What can I do?

A: Tap to initiate a call from the Address book or Conference History screen.

5 Create a Multipoint Video Conference

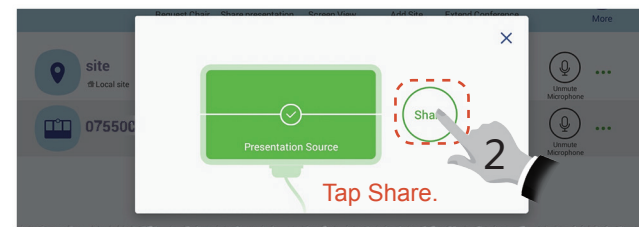


6 Share Presentation





6 Share Presentation

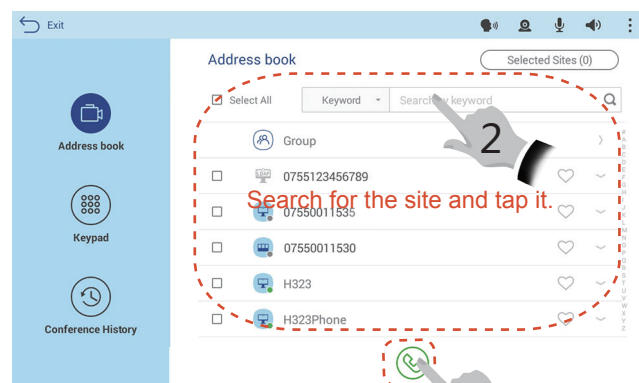
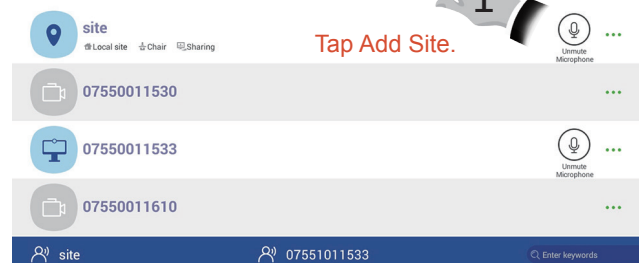
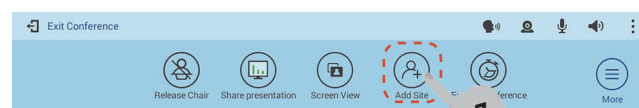


Q: No presentation source.

A: Ensure that the video cable of the system is connected to the video port of the presentation source (for example, VGA port on a computer).



7 Add Sites

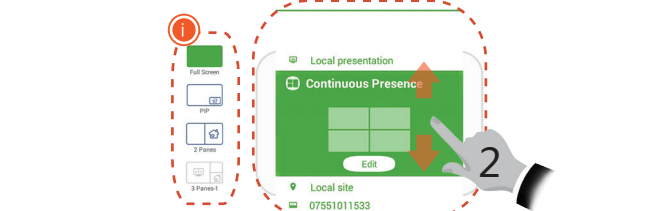
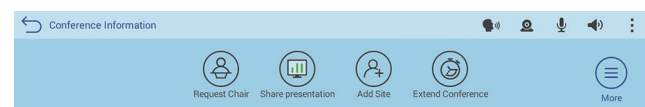
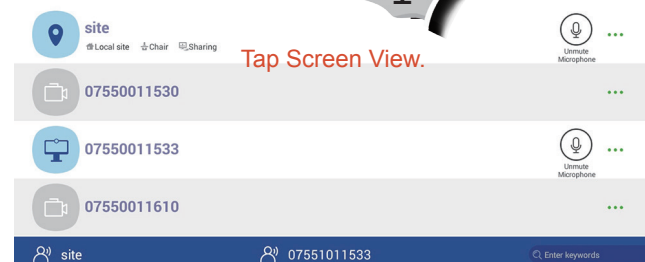
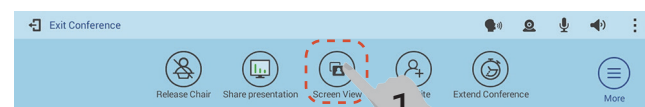


Q: I can't find the site I want to call in the Address book list. What can I do?

A: Call the site using the keypad.



8 View a Specified Site or Presentation

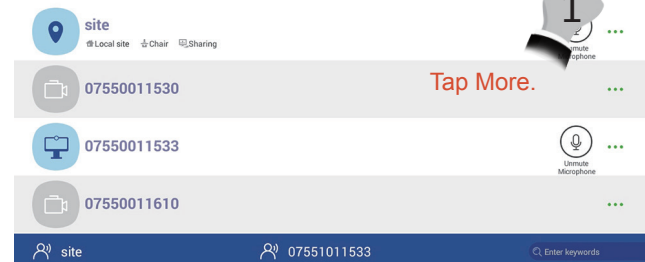
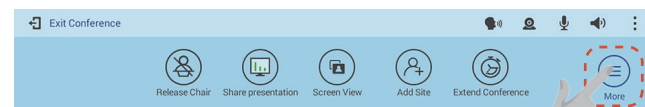


Slide up or down to select the content to view.

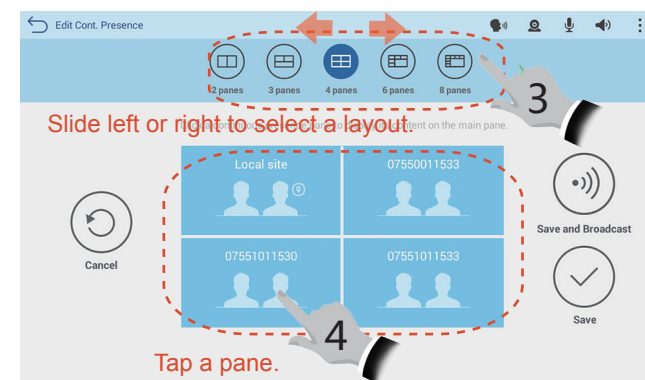
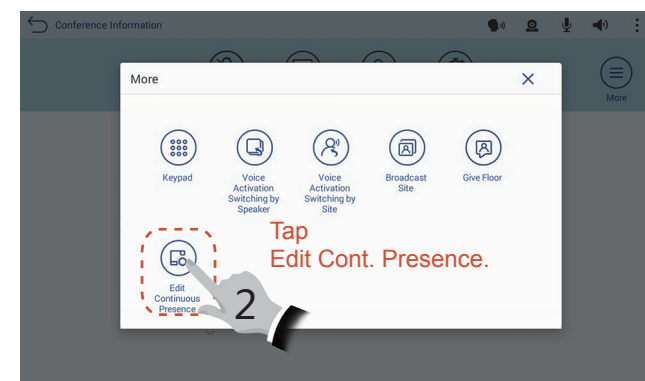
Tip: The area marked by ❶ contains several layouts. Tap your desired layout to view any of the local site, remote site, and presentation or their combinations.



9 Set Continuous Presence



9 Set Continuous Presence

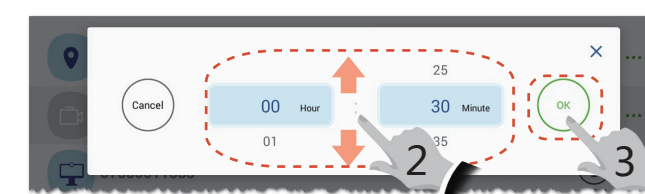
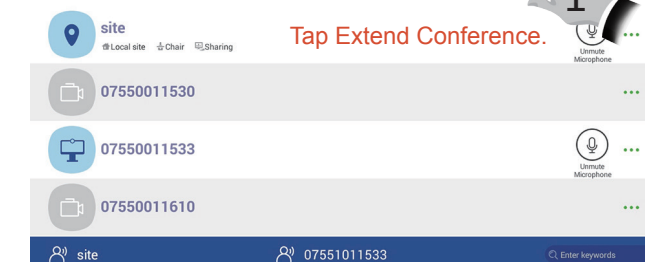
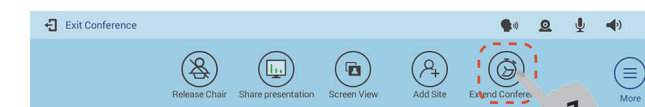


Q: Why cannot I find the Edit Cont. Presence option?

A: This conference is not a multipoint conference, or it does not reserve any continuous presence sites. Contact the administrator for assistance.



10 Extend a Conference



Slide up or down to select the extended duration.


Q: What can I do if the message indicating insufficient resources is displayed?

A: Shorten the extended duration.



HUAWEI Telepresence Information Service Portal

OPEN SOURCE SOFTWARE NOTICE

Click , click Setting then select Open Source Licenses, in which you can view the details of OPEN SOURCE SOFTWARE NOTICE.

The descriptions and figures in this document are for your reference only.
Copyright © Huawei Technologies Co., Ltd. 2016. All rights reserved
Website: <http://e.huawei.com>
Product version: V500R002C00
Release date: 2016-06-08
Document Issue: 04